











PROFILE SERIES	DIMENSIONS & CUT SECTION	DRY LOCATIONS					PROFILE SERIES	DIMENSIONS & CUT SECTION	DRY LOCATIONS				
		5mm	8mm	10mm	12mm	14mm			5mm	8mm	10mm	12mm	14mm
AL70		✓	✓	✓			S1010-T		✓	✓			
AL71		✓	✓	✓	✓	✓	KO15		✓	✓	✓	✓	
AL5090		✓	✓	✓	✓	✓	ALKC11		✓	✓	✓	✓	
AL25C		✓	✓	✓	✓	✓	ALKC57		✓	✓	✓	✓	✓
S1616-S		✓	✓	✓			DL2005		✓	✓	✓	✓	✓

# APPENDIX

## APPENDIX 2 - LUMEN CHART

	VOLTAGE	LED DENSITY		RATED POWER		LUMEN OUTPUT	
FL	12/24	60 /m	18 /ft	14.4 W/m	4.4 W/ft	1000 lms/m	305 lms/ft
FS	12/24	120 /m	38 /ft	9.6 W/m	2.9 W/ft	720 lms/m	220 lms/ft
FS	12/24	180 /m	60 /ft	14.4 W/m	4.4 W/ft	1200 lms/m	370 lms/ft
RGB	12/24	60 /m	18 /ft	14.4 W/m	4.4 W/ft	- lms/m	- lms/ft
RGBW	24	60 /m	18 /ft	14.4 W/m	4.4 W/ft	- lms/m	- lms/ft
PX	5/12	60 /m	18 /ft	10-15 W/m	3-4.6 W/ft	- lms/m	- lms/ft
HLFS	24	64 /m	20 /ft	11.4 W/m	3.5 W/ft	2100 lms/m	640 lms/ft
CCT	12/24	60 /m	18 /ft	9.6 W/m	2.9 W/ft	700 lms/m	215 lms/ft
LENS	12/24	28 /m	9 /ft	16.5 W/m	5 W/ft	1600 lms/m	490 lms/ft
COB	12/24	528 /m	- /ft	14 W/m	4.3 W/ft	1400 lms/m	430 lms/ft

## APPENDIX 2 - BRACKET CHART

PROFILE	2 BRACKETS	4 BRACKETS	6 BRACKETS	8 BRACKETS	10 BRACKETS	11 BRACKETS	12 BRACKETS
SURFACE	1-48	49-96	97-144	145-192	-----	-----	-----
CORNER	1-48	49-96	97-144	145-192	-----	-----	-----
RECESSED	1-48	49-96	97-144	145-192	-----	-----	-----
SUSPENDED	SUSPENSION WIRE				-----	-----	-----
SILICONE	1-48*	49-96*	97-144*	145-192*	-----	-----	-----
CIRCLE	SUSPENSION WIRE				-----	-----	-----
SPECIALTY	N/A	N/A	N/A	N/A	-----	-----	-----
DRYWALL	12mm DRYWALL				-----	-----	-----