











| PROFILE SERIES | DIMENSIONS & CUT SECTION | DRY LOCATIONS | | | | | PROFILE SERIES | DIMENSIONS & CUT SECTION | DRY LOCATIONS | | | | |
|----------------|---|---------------|-----|------|------|------|----------------|--|---------------|-----|------|------|------|
| | | 5mm | 8mm | 10mm | 12mm | 14mm | | | 5mm | 8mm | 10mm | 12mm | 14mm |
| AL70 |  | ✓ | ✓ | ✓ | | | S1010-T |  | ✓ | ✓ | | | |
| AL71 |  | ✓ | ✓ | ✓ | ✓ | ✓ | KO15 |  | ✓ | ✓ | ✓ | ✓ | |
| AL5090 |  | ✓ | ✓ | ✓ | ✓ | ✓ | ALKC11 |  | ✓ | ✓ | ✓ | ✓ | |
| AL25C |  | ✓ | ✓ | ✓ | ✓ | ✓ | ALKC57 |  | ✓ | ✓ | ✓ | ✓ | ✓ |
| S1616-S |  | ✓ | ✓ | ✓ | | | DL2005 |  | ✓ | ✓ | ✓ | ✓ | ✓ |

APPENDIX

APPENDIX 2 - LUMEN CHART

| | VOLTAGE | LED DENSITY | | RATED POWER | | LUMEN OUTPUT | |
|------|---------|-------------|--------|-------------|------------|--------------|------------|
| FL | 12/24 | 60 /m | 18 /ft | 14.4 W/m | 4.4 W/ft | 1000 lms/m | 305 lms/ft |
| FS | 12/24 | 120 /m | 38 /ft | 9.6 W/m | 2.9 W/ft | 720 lms/m | 220 lms/ft |
| FS | 12/24 | 180 /m | 60 /ft | 14.4 W/m | 4.4 W/ft | 1200 lms/m | 370 lms/ft |
| RGB | 12/24 | 60 /m | 18 /ft | 14.4 W/m | 4.4 W/ft | - lms/m | - lms/ft |
| RGBW | 24 | 60 /m | 18 /ft | 14.4 W/m | 4.4 W/ft | - lms/m | - lms/ft |
| PX | 5/12 | 60 /m | 18 /ft | 10-15 W/m | 3-4.6 W/ft | - lms/m | - lms/ft |
| HLFS | 24 | 64 /m | 20 /ft | 11.4 W/m | 3.5 W/ft | 2100 lms/m | 640 lms/ft |
| CCT | 12/24 | 60 /m | 18 /ft | 9.6 W/m | 2.9 W/ft | 700 lms/m | 215 lms/ft |
| LENS | 12/24 | 28 /m | 9 /ft | 16.5 W/m | 5 W/ft | 1600 lms/m | 490 lms/ft |
| COB | 12/24 | 528 /m | - /ft | 14 W/m | 4.3 W/ft | 1400 lms/m | 430 lms/ft |

APPENDIX 2 - BRACKET CHART

| PROFILE | 2 BRACKETS | 4 BRACKETS | 6 BRACKETS | 8 BRACKETS | 10 BRACKETS | 11 BRACKETS | 12 BRACKETS |
|-----------|-----------------|------------|------------|------------|-------------|-------------|-------------|
| SURFACE | 1-48 | 49-96 | 97-144 | 145-192 | ----- | ----- | ----- |
| CORNER | 1-48 | 49-96 | 97-144 | 145-192 | ----- | ----- | ----- |
| RECESSED | 1-48 | 49-96 | 97-144 | 145-192 | ----- | ----- | ----- |
| SUSPENDED | SUSPENSION WIRE | | | | ----- | ----- | ----- |
| SILICONE | 1-48* | 49-96* | 97-144* | 145-192* | ----- | ----- | ----- |
| CIRCLE | SUSPENSION WIRE | | | | ----- | ----- | ----- |
| SPECIALTY | N/A | N/A | N/A | N/A | ----- | ----- | ----- |
| DRYWALL | 12mm DRYWALL | | | | ----- | ----- | ----- |